

Learn to play Mancala

Many children around the world play this very popular strategy game. All you need is small stones, beads or seeds and you can make the board by drawing it or digging small holes in the ground.

For
8+ yr olds
20-30 min

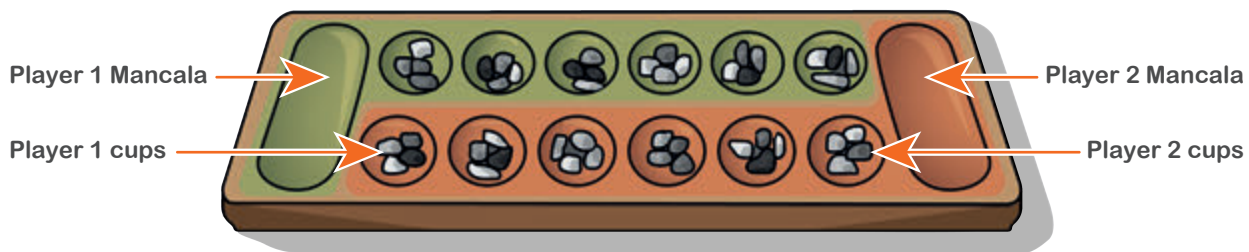
Aim of the game

The objective of the game is to capture as many stones as possible.

What you need

48 pieces (small stones, beads or seeds)

A board with 12 cups (2 rows of 6) and 2 stores on either side (the Mancalas). You can make the board by digging small holes in the ground or simply drawing a grid on a piece of paper.



Play against a family member!



Mancala is known as Bao la Kiswahili in most countries of East Africa. It is played with 32 holes arranged in 4 rows and 64 seeds or stones called in Swahili “kete”.

Bay Khom is also a version of Mancala, widely played in Cambodia especially during the Cambodian New Year. The game has 10 holes and 2 stores and is played with 42 beads.

What about you create your own version of the game with a different amount of holes?

© 2016 Jon Warren/World Vision

Learn to play Mancala

How to play

Players take turns moving the stones from one of their cups and placing each one of the stone in a cup moving anti-clockwise. ↻ The game is over when one player has moved all the stones from the cups on their side.

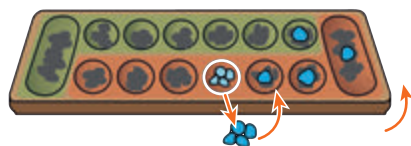
Getting started

Place four stones or beans in each cups, holes or grid, excluding the Mancalas. This should total 48 stones.

Players play from the 6 cups in front of them with the large cup (Mancala) on their right. The stones are moved anti-clockwise using the whole board.

Playing a game

Pick the stones from one of your cups and place each stone in a cup or Mancala moving anti-clockwise.



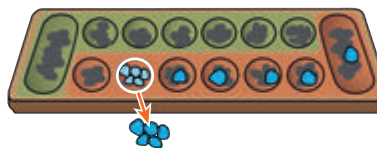
Place each stone from one cup going anti-clockwise.

When one of the player has moved all the stones from their cups, the game is over. The remaining stones on the other player's side are placed in the other player's Mancala.

Rules of play

1

If the last stone you place goes in your Mancala, you can play again.



Last stone in Mancala: play again.

2

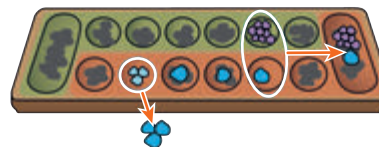
You place each stone on each of the cups including your opponents, but only in your own Mancala, not the opponent's Mancala.



Do not put stones in your opponent's Mancala.

3

If the last stone you place goes in one of your empty cup, you take the stone from your cup and capture all the stones on the opposite cup from your opponent and put them in your Mancala.



Last stone in your empty cup: pick up your opponent's stones.